













St John Fisher RC Primary School

KS2 PE Knowledge Organiser Summer Term One: Cricket

This cricket unit will teach the children the skills and techniques needed in order to take part in Kwik Cricket games and matches in KS2.

Why do we do PE?	Cricket Overview		
<p>We take part in PE sessions to keep our bodies and minds healthy. PE at St John Fisher ensures that all pupils develop competence to excel in a broad range of physical activities and lead healthy, active lives. We aim to inspire all pupils to succeed and excel in competitive sport and other physically-demanding activities. We provide opportunities for all pupils to become physically confident in a way which supports their health and fitness. We provide opportunities to compete in sport which builds character and helps to embed values such as fairness and respect.</p>	<p>The cricket unit will teach the children the skills and techniques needed in order to take part in Kwik Cricket games and matches. The children will learn the fundamental skills of both batting and bowling, developing their ability to hit and strike a ball towards different areas of a cricket ground, as well as learning the technique for bowling overarm from a standing position. Children will develop their fielding skills by learning how to catch balls travelling along different trajectories or pathways and will be introduced to the different ways of stopping a ball travelling along the ground. Throughout the unit, language and terminology used in cricket is introduced and explained.</p>		
Week 1 - Catches Win Matches	Week 2 – Stop & Throw	Week 3 – Super Striking (Defend & Attack)	
<p>The focus is on catching a cricket ball using a number of different techniques. The correct technique to use depends on the speed, height and direction (the pathway) that the ball is travelling in. In this lesson, the fundamental catching skills and techniques that we will be focusing on are:</p> <div style="display: flex; justify-content: space-around;"> <div style="text-align: center;">  <p>Catching a straight ball (low to mid pathway)</p> </div> <div style="text-align: center;">  <p>Catching a high ball.</p> </div> </div>	<p>A fielder has 2 main jobs. The first is to catch the ball after it's been hit, so the batter is caught out. Sometimes this doesn't happen. Their other important job is to stop the ball and return it to the wicketkeeper as quickly as possible. This is stop them from scoring runs. Skills needed are:</p> <div style="display: flex; justify-content: space-around;"> <div style="text-align: center;">  <p>Overarm throwing. To get the ball to travel further distances.</p> </div> <div style="text-align: center;">  <p>Long barrier block. Use your body to stop a ball after it's been hit.</p> </div> </div>	<p>A fundamental skill that all batsmen must learn is to protect the stumps. Batsmen learn to do this by using different strokes and techniques with a cricket bat. By using a cricket bat correctly, players score runs (attack) and protect their stumps (defend), making it harder for the fielding team to stop them.</p> <div style="display: flex; justify-content: space-around;"> <div style="text-align: center;">  <p>cricket bat grip</p> </div> <div style="text-align: center;">  <p>batting stance and backlift</p> </div> <div style="text-align: center;">  <p>forward defensive</p> </div> </div>	
Week 4 – Bowled Over	Week 5 – Kwik Cricket		Resources
<p>Bowlers are players on the fielding team. Their job is to 'get wickets' and to help the fielding team limit the amount of runs the batting team scores. In this session, we will be learning how to correctly grip a cricket ball when bowling and also how to perform an overarm bowl from a standing position.</p> <div style="display: flex; justify-content: space-around;"> <div style="text-align: center;">  <p>Correct bowling grip is important.</p> </div> <div style="text-align: center;">  <p>Overarm bowling from a standing position.</p> </div> </div>	<p>In this session, we will try to use all the skills we have learnt when playing a competitive game of Kwik Cricket. There are other skills that are also very important when playing in any kind of competitive game. One such skill is showing good sportsmanship.</p> <p>An important part of being an effective team in games and sporting events, is being able to communicate clearly with each other. To help us with this before starting our matches, we are going to learn about the importance of teamwork and communication.</p> <div style="text-align: center;">  </div>		<ul style="list-style-type: none"> • Tennis balls • Foam tennis balls • Cones • Cricket stumps/wickets • Wicketkeeper gloves • Cricket bats • Hitting tees • Bibs or bands
			Kwik Cricket
			<p>Cricket is a striking and fielding game that involves 2 teams taking turns to bat and field. Kwik Cricket is a variation of traditional cricket. The aim of the game is the same, to score more runs than the other team. It has fewer rules than traditional cricket and more people are able to play the game at any time.</p>



St John Fisher RC Primary School

KS2 PE Knowledge Organiser Summer Term One: Cricket

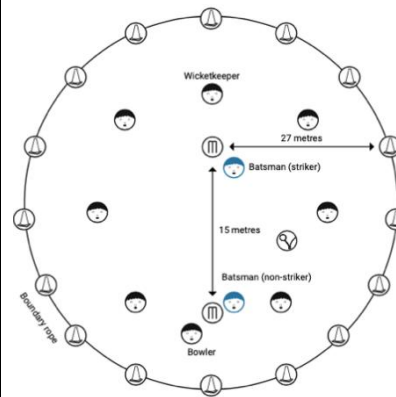
This cricket unit will teach the children the skills and techniques needed in order to take part in Kwik Cricket games and matches.

Cricket – Key Vocabulary

- **Batting** – To hit or strike a ball with a cricket bat.
- **Batsman** – The person who is attempting to hit or strike a ball.
- **Boundary** – The edge of the playing area of the cricket pitch.
- **Bowler** – The person delivering the ball toward the batsman.
- **Catch** – To use your hands to stop the ball from hitting the floor.
- **Crease** – A line in front of the batsman that they are to stay behind when batting.
- **Cut Shot** – Sharpley batting the ball across and to the sides of the cricket pitch.
- **Delivery** – Bowling the ball toward the batter.
- **Fielding** – A team that stops the ball from reaching the boundary line, tries to catch the ball in order to stop runs being scored by the other team.
- **Forward Defensive** – To block the ball and hit it forward when batting.
- **Innings** – The amount of time a team takes to bat and score runs.
- **Outfield** – The furthest part of the cricket pitch.
- **Over** – An over is 6 attempts at bowling toward a batsman.
- **Overarm Throw** – A high throw of a ball with the arm going ‘over’ the top of the body.
- **Pitch** – The playing area used to play the game.
- **Pull Shot** – To swing and hit a mid height ball across the pitch.
- **Run** – A point scored for every run between the two wicket points.
- **Stance** – Standing in a certain way ready to bat, bowl or catch.
- **Stumps** – Wooden or plastic stakes that the bowler is attempting to hit. They are protected by the batsman.
- **Teamwork** – Working together to score runs or to stop the other team to score runs.
- **Trajectory** – The arc or path that a moving ball takes.
- **Wicketkeeper** – Part of the fielding team who returns the ball to the bowler after each delivery.

Kwik Cricket – How to Play

- Set up the area as in the diagram below.
- Sort into two teams (5-8 children per team).
- Toss a coin to see who will bat first.
- A team bats for one innings.
- An innings includes an over (6 bowls) per person on the team e.g. a team of 6 would bowl 6 times each (6 x 6 = 36 bowls for that innings).
- A pair of batters starts each innings and faces two overs (12 bowls).
- At the end of two overs, the next pair of batters swap.
- At the end of the innings, the batting team swap over with the fielding team.



Scoring

- A batting team starts with 200 runs.
- If a player is out (caught, bowled or stumped), they lose 5 points, but stay in the game.
- Running between wickets equals one run.
- If a wide bowl is bowled, two points are given.
- If the ball bounces over the boundary line, four points are given.
- If the ball clears the boundary line without bouncing, six points are awarded.


Famous Cricketers



Name : Smriti Mandhana
Country : India
Fact : Won the Women Cricketer of the year in 2018.



Name : Ben Stokes
Country : England
Fact : Holds the world record for the most runs scored in an innings as 6th batsman.



Name : Shane Warne
Country : Australia
Fact : Up to 2007, held the world record for taking the most wickets in test cricket.