





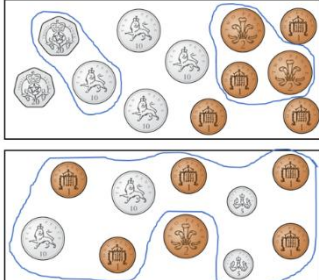


St John Fisher RC Primary School

Year Two Maths Knowledge Organiser










Spring Term One – Money

Learning Intentions	Teacher
I can count money in pence	
I can count money in pounds	
I can choose the right notes and coins	
I can find change	

I can count money in pence	I can count money in pounds
<p>How much money is there?</p>  <p>There is 6p</p> <p>There are <u>six</u> <u>2</u> p coins.</p> <p>The total value of the coins is <u>12</u> p.</p>	<p>How much money is there?</p>  <p>10 20 30 35 36</p> <p>The total value is £36</p>

I can choose the right notes and coins	I can find change
<p>Choose 35p from each box.</p> 	 <p>Eva pays for two items with a £2 coin. She gets a £1 and two copper coins in change. Which two items did Eva buy?</p> 

Key Vocabulary	
Pence	The base unit of British money for amounts less than a pound.
Pound (£)	The major unit of UK currency, with £1 being equal to 100p.
Note	Money made from paper.
Price	The amount of money needed to buy something.
Change	The money returned after paying for an item.

Assessment	
<p>How much money is there?</p> <p>a)  <input type="text"/> p</p> <p>b)  <input type="text"/> p</p> <p>c)  <input type="text"/> p</p> <p>d)  <input type="text"/> p</p>	<p>Complete the bar models.</p> <p>a) </p> <p>b) </p> <p>c) </p>
<p>Circle £68</p> 	<p>Jo has this money.</p>  <p>She spends 45p.</p> <p>How much money does she have left? <input type="text"/> p</p>

