


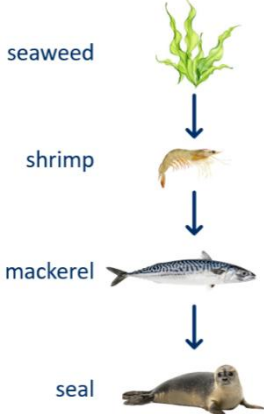




St John Fisher RC Primary School

Year 5 Knowledge Organiser – Summer Two– Science – Plastic Pollution

What we will be learning	Key Facts to Remember		
<p>Lessons 1-3 I know: Lesson 1</p> <ul style="list-style-type: none"> • What plastic pollution is <p>Lesson 2</p> <ul style="list-style-type: none"> • The impact of plastic pollution on the planet 	<ul style="list-style-type: none"> • Plastic is a human-made material that is strong, lightweight and mouldable • Some cosmetic companies make microplastics to be added to their products • Plastic pollution can damage animals' habitats and affect food chains 		
	<p align="center">Key Vocabulary and Glossary</p>		
	Plastic	an artificial material that is strong, lightweight and mouldable	
	Pollution	when humans add harmful materials to the environment	
	Properties	The characteristics that describe how a material looks, feels and behaves	
	Landfill	an area where waste materials are disposed of, often underground	
	biodegradable	a substance that is capable of being decomposed	
	decomposed	to rot/decay	
	Habitat	an area where plants and animals live	
	Microplastics	tiny pieces of plastic that have broken away from larger plastic items or intentionally made for cosmetic products	
<p>Key Knowledge:</p> <p>Plastics are cheap to make, strong, lightweight, can be coloured and last a long time. This makes them a widely used material.</p> 	 <p>Animals can mistake plastic for food and eat it.</p>	 <p>Animals can become trapped in plastic.</p>	 <p>Microplastics can be passed along a food chain, eventually leading to humans.</p>