






# St John Fisher RC Primary School

## Year Six Knowledge Organiser – Spring One – Computing – Video

What we will be learning		Key Facts to Remember					
<b>Weeks 1 - 4</b> <b>I know:</b> <ul style="list-style-type: none"><li>How to understand the basics of digital video creation.</li><li>How to explore and understand green screen technology.</li><li>How to plan a storyboard for a green screen project.</li><li>How to apply green screen effects in a practical project.</li><li>How to integrate other media and sound into a green screen project.</li><li>How to finalise and evaluate the digital video project.</li></ul>	<ul style="list-style-type: none"><li>I understand the basic concepts of digital video creation, including the steps from planning to finalising a project.</li><li>I can explain how green screen technology works and its applications in filmmaking.</li><li>I can create a detailed storyboard for a video project, showcasing their ideas and planned shots.</li><li>I can apply green screen effects effectively to add different backgrounds to my videos.</li><li>I can integrate audio and other media elements to enrich my digital video project.</li><li>I can evaluate my own and peers' video projects, providing constructive feedback and suggestions for improvement.</li></ul>						
	Key Vocabulary and Glossary			Interesting Facts			
	<ul style="list-style-type: none"><li><b>Animation</b> - The technique of creating moving images from individual drawings or illustrations.</li><li><b>Aspect Ratio</b> - The ratio of the width to the height of a video image.</li><li><b>Background</b> - The part of the scene that is behind the main subjects of the video.</li><li><b>Frame Rate</b> - The number of individual frames or images that are displayed per second in a video.</li><li><b>Green Screen</b> - A solid green backdrop used for digital filmmaking, allowing for background replacement.</li><li><b>Keying</b> - The process of creating a transparent area within a video image to replace a background.</li><li><b>Shot</b> - A single continuous recording made by a camera.</li><li><b>Storyboard</b> - A series of drawings that represent the scenes of the video, helping to plan the project.</li><li><b>Video Editing</b> - The process of manipulating and rearranging video footage to create a final product.</li><li><b>Visual Effects</b> - Techniques that add or enhance imagery in videos, often created through digital means.</li><li><b>Chroma Key</b> - An editing tool that allow two layers to be merged together to make a single layer.</li></ul>			<ul style="list-style-type: none"><li>The term "green screen" originated in the film industry, where green was preferred due to its difference from human skin tones.</li><li>The first known use of chroma key (green screen) technology in films was in the 1930s after the introduction of colour films.</li><li>Many blockbuster movies use green screens in their production, allowing filmmakers to create stunning visual effects and fantastical environments.</li><li>Video editing software can be used to make simple videos, while professional filmmakers often use complex software for advanced editing.</li></ul>			
Theme		Apps & Software					
	<p><b><u>No Man's Land</u></b></p> <p>During World War I, "No Man's Land" was the area of land between the opposing trench systems of the Western Front. It was characterized by being a desolate, mud-filled space, often riddled with shell holes and barbed wire, making it a highly dangerous and deadly place for soldiers.</p>		<p><b><u>Doink Greenscreen</u></b></p> <p>This app allows users to create greenscreen videos or images. It provides a set of tools; including chroma key.</p>		<p><b><u>iMovie</u></b></p> <p>A free video editing app that includes a range of video effects and tools for adding text, voice over and altering images.</p>		<p><b><u>SeeSaw</u></b></p> <p>An educational platform that can be used to create an electronic portfolio of children's completed digital work.</p>